

Yellow Fever Seroconversion Panel

REF Catalogue No: SCP-YF-004

The BIOMEX GmbH Yellow Fever Seroconversion Panel consists of 19 members with each member containing 1mL of human citrate plasma. This panel illustrates the onset and decline of Yellow Fever antibodies from one individual over a period of 71 days.

1. Intended Use

This Seroconversion Panel (SCP) is intended for standard testing by diagnostic manufacturers and researchers during assay development, evaluation, troubleshooting and post-marked surveillance of antibody test systems and methods. Moreover, it serves as validation tool for diagnostic sensitivity, determination of analytical sensitivity, identification of cut-off values or to study the humoral immune response to this infection.

2. Storage and Stability

Store the SCP at -20°C to -80°C. Thaw samples at room temperature and mix gently by inversion before usage. Avoid foaming, contamination and repeated freeze and thaw cycles. After usage, return immediately to storage conditions.

3. Warnings and Precautions

Potentially infectious material. This product is may be capable of transmitting infectious diseases. Do not pipette by mouth.

Prevention:

P264: Wash hands thoroughly after handling.

P270: Do not eat, drink or smoke when using this product

P273: Avoid the release to the environment

Disposal:

P501: Dispose of waste in accordance to applicable local or national regulations. Waste must be disposed in a secured manner.

4. Donor Information

All panel members have been tested and found negative/non-reactive for anti-HIV 1/2, HIV NAT, anti-HCV, HCV NAT and HBsAg with CE marked tests.

Donor profile:

- Sex: Female
- Age: 31
- Residence: Germany
- The donor was vaccinated 07.04.2022 with yellow fever vaccine.
- The donor was tested for Dengue, TBE, Yellow Fever, JEV and WNV IgG and IgM antibodies before vaccination






5. Detection Methods

Each panel member is tested for Yellow Fever IgG and IgM antibodies with a lab-developed IIFT from Bernhard-Nocht Institute (BNI) for tropical medicine. The members were also tested with an inhouse ELISA for Anti-Yellow Fever IgG and with the CDC 72 hrs MAC-ELISA for Anti-Yellow Fever IgM at the Pasteur Institut in Dakar / Senegal.

6. Limitations and Restrictions

This panel is for Research Use Only and not intended for human or animal diagnostics, or for therapeutic purposes. Each laboratory has the responsibility to ascertain the suitability of the SCP for its particular application and to establish their own guidelines for interpretation of results. Data is provided for informational purposes only. The Biomex GmbH does not claim that others can duplicate these test results exactly.

Declaration of used symbols

				
Catalog Number	Lot Number	Consult Instructions for Use	Manufactured by	Temperature Limitation

YF Seroconversion Panel, Catalogue No: SCP-YF-004

Panel Member	Days since vaccination	Collection Date	Yellow fever IgM	Yellow fever IgG	Yellow fever IgM (OD)	Yellow fever IgM Interpretation	Yellow fever IgG (OD)	Yellow fever IgG Interpretation
			BNI	BNI	Pasteur Institut	Pasteur Institut	Pasteur Institut	Pasteur Institut
1	1	08.04.2022	negative	negative	0,058	negative	0,170	negative
2	4	11.04.2022	negative	negative	0,057	negative	0,189	negative
3	7	14.04.2022	negative	negative	0,070	negative	0,171	negative
4	12	19.04.2022	1:80	1:320	0,822	positive	0,228	positive
5	15	22.04.2022	1:80	1:320	1,129	positive	0,295	positive
6	19	26.04.2022	1:80	1:320	1,027	positive	0,345	positive
7	22	29.04.2022	1:80	1:640	0,992	positive	0,353	positive
8	26	03.05.2022	1:80	1:320	0,861	positive	0,460	positive
9	29	06.05.2022	1:40	1:640	0,571	positive	0,469	positive
10	33	10.05.2022	1:20	1:320	0,445	positive	0,438	positive
11	36	13.05.2022	1:40	1:320	0,342	positive	0,340	positive
12	39	16.05.2022	negative	1:320	0,251	positive	0,455	positive
13	43	20.05.2022	1:20	1:320	0,299	positive	0,461	positive
14	46	23.05.2022	1:40	1:320	0,245	positive	0,580	positive
15	50	27.05.2022	negative	1:320	0,213	positive	0,588	positive
16	54	31.05.2022	negative	1:320	0,192	positive	0,501	positive
17	61	07.06.2022	negative	1:320	0,201	positive	0,568	positive
18	68	14.06.2022	negative	1:320	0,211	positive	0,479	positive
19	71	17.06.2022	negative	1:320	0,231	positive	0,490	positive

Additional testing of the donor (prior to the vaccination)

Anti-Dengue IgM	negative
Anti-Dengue IgG	negative
Anti-TBE IgM	negative
Anti-TBE IgG	1:160
Anti-Yellow Fever IgM	negative
Anti-Yellow Fever IgG	negative
Anti-JEV IgM	negative
Anti-JEV IgG	negative
Anti-WNV IgM	negative
Anti-WNV IgG	negative

