

Yellow Fever Seroconversion Panel

REF Catalogue No: SCP-YF-002

The BIOMEX GmbH Yellow Fever Seroconversion Panel consists of 20 members with each member containing 1mL of human citrate plasma. This panel illustrates the onset and decline of Yellow Fever antibodies from one individual over a period of 77 days.

1. Intended Use

This Seroconversion Panel (SCP) is intended for standard testing by diagnostic manufacturers and researchers during assay development, evaluation, troubleshooting and post-marked surveillance of antibody test systems and methods. Moreover, it serves as validation tool for diagnostic sensitivity, determination of analytical sensitivity, identification of cut-off values or to study the humoral immune response to this infection.

2. Storage and Stability

Store the SCP at -20°C to -80°C. Thaw samples at room temperature and mix gently by inversion before usage. Avoid foaming, contamination and repeated freeze and thaw cycles. After usage, return immediately to storage conditions.

3. Warnings and Precautions

Potentially infectious material. This product is may be capable of transmitting infectious diseases. Do not pipette by mouth.

Prevention:

P264: Wash hands thoroughly after handling.

P270: Do not eat, drink or smoke when using this product

P273: Avoid the release to the environment

Disposal:

P501: Dispose of waste in accordance to applicable local or national regulations. Waste must be disposed in a secured manner.

4. Donor Information

All panel members have been tested and found negative/non-reactive for anti-HIV 1/2, HIV NAT, anti-HCV, HCV NAT and HBsAg with CE marked tests.

Donor profile:

- Sex: Female
- Age: 46
- Residence: Germany
- The donor was vaccinated 06.12.2021 with yellow fever vaccine.
- The donor was tested for Dengue, TBE, Yellow Fever, JEV and WNV IgG and IgM antibodies before vaccination






5. Detection Methods

Each panel member is tested for Yellow Fever IgG and IgM antibodies with a lab-developed IIFT from Bernhard-Nocht Institute (BNI) for tropical medicine. The members were also tested with an inhouse ELISA for Anti-Yellow Fever IgG and with the CDC 72 hrs MAC-ELISA for Anti-Yellow Fever IgM at the Pasteur Institut in Dakar / Senegal.

6. Limitations and Restrictions

This panel is for Research Use Only and not intended for human or animal diagnostics, or for therapeutic purposes. Each laboratory has the responsibility to ascertain the suitability of the SCP for its particular application and to establish their own guidelines for interpretation of results. Data is provided for informational purposes only. The Biomex GmbH does not claim that others can duplicate these test results exactly.

Declaration of used symbols

| | | | | |
|---|---|---|---|---|
|  |  |  |  |  |
| Catalog Number | Lot Number | Consult Instructions for Use | Manufactured by | Temperature Limitation |



YF Seroconversion Panel, Catalogue No: SCP-YF-002

| Panel Member | Days since vaccination | Collection Date | Yellow fever IgM | Yellow fever IgG | Yellow fever IgM (OD) | Yellow fever IgM Interpretation | Yellow fever IgG (OD) | Yellow fever IgG Interpretation |
|--------------|------------------------|-----------------|------------------|------------------|-----------------------|---------------------------------|-----------------------|---------------------------------|
| | | | BNI | BNI | Pasteur Institut | Pasteur Institut | Pasteur Institut | Pasteur Institut |
| 1 | 0 | 06.12.2021 | negative | negative | 0,134 | negative | 0,143 | negative |
| 2 | 4 | 10.12.2021 | negative | negative | 0,119 | negative | 0,156 | negative |
| 3 | 8 | 14.12.2021 | negative | negative | 0,080 | negative | 0,167 | negative |
| 4 | 11 | 17.12.2021 | 1:40 | 1:40 | 0,472 | positive | 0,200 | positive |
| 5 | 14 | 20.12.2021 | 1:80 | 1:80 | 0,949 | positive | 0,241 | positive |
| 6 | 17 | 23.12.2021 | 1:80 | 1:320 | 1,025 | positive | 0,201 | positive |
| 7 | 21 | 27.12.2021 | 1:80 | 1:640 | 0,836 | positive | 0,303 | positive |
| 8 | 24 | 30.12.2021 | 1:80 | 1:160 | 0,776 | positive | 0,330 | positive |
| 9 | 28 | 03.01.2022 | 1:20 | 1:640 | 0,593 | positive | 0,485 | positive |
| 10 | 32 | 07.01.2022 | negative | 1:640 | 0,543 | positive | 0,426 | positive |
| 11 | 35 | 10.01.2022 | 1:40 | 1:160 | 0,463 | positive | 0,442 | positive |
| 12 | 38 | 13.01.2022 | negative | 1:640 | 0,405 | positive | 0,423 | positive |
| 13 | 42 | 17.01.2022 | negative | 1:640 | 0,374 | positive | 0,436 | positive |
| 14 | 51 | 26.01.2022 | negative | 1:640 | 0,353 | positive | 0,452 | positive |
| 15 | 57 | 01.02.2022 | negative | 1:80 | 0,257 | positive | 0,443 | positive |
| 16 | 60 | 04.02.2022 | negative | 1:80 | 0,238 | positive | 0,476 | positive |
| 17 | 64 | 08.02.2022 | negative | 1:320 | 0,225 | positive | 0,462 | positive |
| 18 | 67 | 11.02.2022 | negative | 1:320 | 0,214 | positive | 0,473 | positive |
| 19 | 72 | 16.02.2022 | negative | 1:160 | 0,224 | positive | 0,496 | positive |
| 20 | 77 | 21.02.2022 | negative | 1:160 | 0,177 | positive | 0,512 | positive |

Additional testing of the donor (prior to the vaccination)

| | |
|-----------------------|----------|
| Anti-Dengue IgM | negative |
| Anti-Dengue IgG | negative |
| Anti-TBE IgM | negative |
| Anti-TBE IgG | negative |
| Anti-Yellow Fever IgM | negative |
| Anti-Yellow Fever IgG | negative |
| Anti-JEV IgM | negative |
| Anti-JEV IgG | negative |
| Anti-WNV IgM | negative |
| Anti-WNV IgG | negative |