

Yellow Fever Seroconversion Panel

REF Catalogue No: SCP-YF-001

The BIOMEX GmbH Yellow Fever Seroconversion Panel consists of 20 members with each member containing 1mL of human citrate plasma. This panel illustrates the onset and decline of Yellow Fever antibodies from one individual over a period of 74 days.

1. Intended Use

This Seroconversion Panel (SCP) is intended for standard testing by diagnostic manufacturers and researchers during assay development, evaluation, troubleshooting and post-marked surveillance of antibody test systems and methods. Moreover, it serves as validation tool for diagnostic sensitivity, determination of analytical sensitivity, identification of cut-off values or to study the humoral immune response to this infection.

2. Storage and Stability

Store the SCP at -20°C to -80°C. Thaw samples at room temperature and mix gently by inversion before usage. Avoid foaming, contamination and repeated freeze and thaw cycles. After usage, return immediately to storage conditions.

3. Warnings and Precautions

Potentially infectious material. This product is may be capable of transmitting infectious diseases. Do not pipette by mouth.

Prevention:

P264: Wash hands thoroughly after handling.

P270: Do not eat, drink or smoke when using this product

P273: Avoid the release to the environment

Disposal:

P501: Dispose of waste in accordance to applicable local or national regulations. Waste must be disposed in a secured manner.

4. Donor Information

All panel members have been tested and found negative/non-reactive for anti-HIV 1/2, HIV NAT, anti-HCV, HCV NAT and HBsAg with CE marked tests.

Donor profile:

- Sex: Male
- Age: 41
- Residence: Germany
- The donor was vaccinated 28.03.2022 with yellow fever vaccine.
- The donor was tested for Dengue, TBE, Yellow Fever, JEV and WNV IgG and IgM antibodies before vaccination






5. Detection Methods

Each panel member is tested for Yellow Fever IgG and IgM antibodies with a lab-developed IIFT from Bernhard-Nocht Institute (BNI) for tropical medicine. The members were also tested with an inhouse ELISA for Anti-Yellow Fever IgG and with the CDC 72 hrs MAC-ELISA for Anti-Yellow Fever IgM at the Pasteur Institut in Dakar / Senegal.

6. Limitations and Restrictions

This panel is for Research Use Only and not intended for human or animal diagnostics, or for therapeutic purposes. Each laboratory has the responsibility to ascertain the suitability of the SCP for its particular application and to establish their own guidelines for interpretation of results. Data is provided for informational purposes only. The Biomex GmbH does not claim that others can duplicate these test results exactly.

Declaration of used symbols

				
Catalog Number	Lot Number	Consult Instructions for Use	Manufactured by	Temperature Limitation

YF Seroconversion Panel, Catalogue No: SCP-YF-001

Panel Member	Days since vaccination	Collection Date	Yellow fever IgM	Yellow fever IgG	Yellow fever IgM (OD)	Yellow fever IgM Interpretation	Yellow fever IgG (OD)	Yellow fever IgG Interpretation
			BNI	BNI	Pasteur Institut	Pasteur Institut	Pasteur Institut	Pasteur Institut
1	0	28.03.2022	negative	negative	0,044	negative	0,156	negative
2	3	31.03.2022	negative	negative	0,044	negative	0,144	negative
3	7	04.04.2022	negative	negative	0,047	negative	0,176	negative
4	10	07.04.2022	negative	negative	0,188	positive	0,209	positive
5	14	11.04.2022	1:40	1:320	0,802	positive	0,301	positive
6	17	14.04.2022	1:80	1:640	0,915	positive	0,377	positive
7	22	19.04.2022	1:80	1:320	0,698	positive	0,368	positive
8	25	22.04.2022	1:20	1:160	0,593	positive	0,323	positive
9	28	25.04.2022	1:20	1:320	0,764	positive	0,312	positive
10	31	28.04.2022	1:20	1:320	0,705	positive	0,540	positive
11	35	02.05.2022	1:40	1:640	0,655	positive	0,450	positive
12	39	06.05.2022	1:20	1:160	0,671	positive	0,467	positive
13	42	09.05.2022	1:20	1:640	0,518	positive	0,499	positive
14	45	12.05.2022	1:20	1:640	0,408	positive	0,576	positive
15	49	16.05.2022	1:20	1:640	0,712	positive	0,473	positive
16	52	19.05.2022	negative	1:640	0,425	positive	0,441	positive
17	57	24.05.2022	1:20	1:640	0,625	positive	0,434	positive
18	60	27.05.2022	1:20	1:640	0,544	positive	0,430	positive
19	63	30.05.2022	negative	1:1280	0,516	positive	0,535	positive
20	74	10.06.2022	negative	1:320	0,451	positive	0,562	positive

Additional testing of the donor (prior to the vaccination)

Anti-Dengue IgM	negative
Anti-Dengue IgG	negative
Anti-TBE IgM	negative
Anti-TBE IgG	1:80
Anti-Yellow Fever IgM	negative
Anti-Yellow Fever IgG	negative
Anti-JEV IgM	negative
Anti-JEV IgG	negative
Anti-WNV IgM	negative
Anti-WNV IgG	negative

