

# HCV Seroconversion Panel

**REF** Catalogue No: SCP-HCV-004

The Biomex GmbH HCV Seroconversion Panel consists of 5 members with each member containing 1.0 mL of human plasma. This panel illustrates the onset of Hepatitis C virus (Genotype 1b) antibodies from one individual over a period of 17 days.

## 1. Intended Use

This Seroconversion Panel (SCP) is intended for standard testing by diagnostic manufacturers and researchers during assay development, evaluation, troubleshooting and post-marked surveillance of Hepatitis C antibodies as well as Hepatitis C core antigen and Ag/Ab test systems and methods. Moreover, it serves as validation tool for diagnostic sensitivity, determination of analytical sensitivity, identification of cut-off values or to study the humoral immune response to this infection.

## 2. Storage and Stability

Store the SCP at -20°C to -80°C. Thaw samples at room temperature and mix gently by inversion before usage. Avoid foaming, contamination and repeated freeze and thaw cycles.

## 3. Warnings and Precautions

Infectious material. This product is capable of transmitting infectious diseases. Do not pipette by mouth.

### Prevention:

P264: Wash hands thoroughly after handling.

P270: Do not eat, drink or smoke when using this product

P273: Avoid the release to the environment

### Disposal:

P501: Dispose of waste in accordance to applicable local or national regulations. Waste must be disposed in a secured manner.

## 4. Donor Information

All panel members have been tested and found negative/non-reactive for anti-HIV 1/2 and HBsAg by CE marked tests. Furthermore the members were tested non-reactive for HIV RNA and HBV DNA.






## 5. Detection Methods

Each panel member is assayed for HCV Ag with Abbott ARCHITECT®, anti-HCV with Abbott ARCHITECT®, Siemens ENZYGNOST® and Roche COBAS® e411, HCV Ag/Ab with DiaSorin MUREX® and Bio-Rad MONOLISA®, as well as qualitative testing is performed for the direct detection of HCV RNA with Roche COBAS® MPX 6800/8800. Viral load determination is performed with the Abbott m2000 System. Testing is carried out with CE marked tests.

## 6. Limitations and Restrictions

This panel is for Research Use Only and not intended for human or animal diagnostics, or for therapeutic purposes. Each laboratory has the responsibility to ascertain the suitability of the SCP for its particular application and to establish their own guidelines for interpretation of results. Data is provided for informational purposes only. The Biomex GmbH does not claim that others can duplicate these test results exactly.

Declaration of used symbols

				
Catalog Number	Lot Number	Consult Instructions for Use	Manufactured by	Temperature Limitation

**HCV Seroconversion Panel, Catalogue No: SCP-HCV-004**

Panel member	Donor	Lot#	Day	Bleed Date	Anti-HCV Abbott Architect S/CO	HCV Ag Abbott Architect fmol/L	Roche Cobas e411 HCV Ab COI	Siemens Enzygnost Anti-HCV 4.0 S/CO	DiaSorin Murex HCV Ag/Ab S/CO	Bio-Rad Monolisa HCV Ag-Ab Ultra Assay S/CO	HCV MPX Qualitativ Roche Cobas 6800/8800	HCV viral load Abbott m2000 System IU/mL
					cut off ≥ 1 s/co	cut off ≥ 3 fmol/L	cut off ≥ 1 COI	cut off ≥ 1 s/co	cut off ≥ 1 s/co	cut off ≥ 1 s/co		
1	281887437	11194172	0	21.08.2012	0.07	25585.90	0.06	0.03	9.58	1.80	Reactive	6058024
2	281887437	11194796	3	24.08.2012	0.08	32859.20	0.09	0.06	11.05	2.08	Reactive	8659493
3	281887437	11195069	7	28.08.2012	0.69	32816.30	0.47	0.87	10.50	2.07	Reactive	7321876
4	281887437	11195697	10	31.08.2012	4.57	19127.33	11.16	3.46	11.62	3.48	Reactive	7220210
5	281887437	11196664	17	07.09.2012	10.71	17042.47	108.30	6.24	11.87	8.43	Reactive	4127143

**Assay information:**

Assay	Lot#	Exp. Date	Test Date
Abbott Architect Anti-HCV assay	62999LI00	13.10.2016	16.03.2016
Abbott Architect HCV Ag assay	59161LP39	08.10.2016	25.04.2016
Roche Anti-HCV assay	131785-01	01.09.2016	26.04.2016
Siemens Enzygnost Anti-HCV 4.0	45981	09.12.2016	02.05.2016
DiaSorin Murex HCV Ag/Ab	C931010	28.02.2017	28.04.2016
Bio-Rad Monolisa HCV Ag-Ab Ultra assay	5J0022	30.08.2016	06.06.2016

# HCV Seroconversion Panel, Catalogue No: SCP-HCV-004

