

HEV Seroconversion Panel

REF Catalogue No: SCP-HEV-003a

The Biomex GmbH HEV Seroconversion Panel consists of 12 members with each member containing 1.0 mL of human plasma. This panel illustrates the onset and decline of IgM and IgG Hepatitis E virus antibodies from one individual over a period of 114 days.

1. Intended Use

This Seroconversion Panel (SCP) is intended for standard testing by diagnostic manufacturers and researchers during assay development, evaluation, troubleshooting and post-marked surveillance of IgM/IgG antibody test systems and methods. Moreover, it serves as validation tool for diagnostic sensitivity, determination of analytical sensitivity, identification of cut-off values or to study the humoral immune response to this infection.

2. Storage and Stability

Store the SCP at -20°C to -80°C. Thaw samples at room temperature and mix gently by inversion before usage. Avoid foaming, contamination and repeated freeze and thaw cycles. After usage, return immediately to storage conditions.

3. Warnings and Precautions

Potentially infectious materials. Handle the product as if capable of transmitting infectious diseases. Do not pipette by mouth.

Prevention:

P264: Wash hands thoroughly after handling.

P270: Do not eat, drink or smoke when using this product

P273: Avoid the release to the environment

Disposal:

P501: Dispose of waste in accordance to applicable local or national regulations. Waste must be disposed in a secured manner.

4. Donor Information

All panel members have been tested and found negative/non-reactive for anti-HIV 1/2, anti-HCV and HBsAg with CE marked tests.

Donor profile

- Sex: Male
- Age: 53
- Ethnicity: Caucasian
- Residence: Germany
- HEV Genotype: 3c






5. Detection Methods

Each panel member has been tested for HEV RNA with RealStar HEV RT-PCR kit by Altona Diagnostic Technologies (ADT). The HEV IgM and IgG antibodies were detected with Mikrogen recomWell. Testing is performed with CE marked test.

6. Limitations and Restrictions

This panel is for Research Use Only and not intended for human or animal diagnostics, or for therapeutic purposes. Each laboratory has the responsibility to ascertain the suitability of the SCP for its particular application and to establish their own guidelines for interpretation of results. Data is provided for informational purposes only. The Biomex GmbH does not claim that others can duplicate these test results exactly.

Declaration of used symbols

				
Catalog Number	Lot Number	Consult Instructions for Use	Manufactured by	Temperature Limitation

HEV Seroconversion Panel, Catalogue No: SCP-HEV-003a

Panel Member	Day	Blood Date	RealStar HEV RT PCR IU/mL	Mikrogen recomWell HEV IgM U/mL	Mikrogen recom-Well HEV IgM Valuation	Mikrogen recomWell HEV IgG U/mL	Mikrogen recom-Well HEV IgG Valuation	GLDH U/L	ALT U/L	AST U/L	BiliT mg/dL
				cut off 24 U/mL		cut off 24 U/mL					
1	0	30.06.2011	2.99E+02	9.16	negative	3.06	negative	3.3	8	19	0.16
2	6	06.07.2011	1.25E+03	11.25	negative	2.95	negative	3.2	10	23	0.14
3	21	21.07.2011	6.65E+03	9.40	negative	6.51	negative	4.7	19	35	0.20
4	28	28.07.2011	4.74E+02	12.64	negative	11.35	negative	3.8	17	26	0.29
5	42	11.08.2011	1.44E+02	9.55	negative	112.12	positive	3.6	14	19	0.23
6	48	17.08.2011	negative	41.51	positive	129.16	positive	3.7	18	21	0.27
7	75	13.09.2011	negative	40.87	positive	126.06	positive	3.0	15	20	0.17
8	91	29.09.2011	negative	36.85	positive	143.22	positive	4.2	13	26	0.12
9	98	06.10.2011	negative	48.54	positive	123.67	positive	4.0	13	29	0.24
10	104	12.10.2011	negative	16.12	negative	112.68	positive	3.9	3	27	0.27
11	111	19.10.2011	negative	17.04	negative	167.90	positive	3.5	13	26	0.23
12	117	25.10.2011	negative	11.95	negative	104.90	positive	3.2	14	19	0.22

